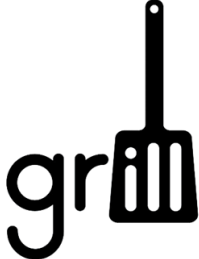
	<p>DT Home Learning Year 9</p> <p>Graphic Design</p>	
---	--	---

Name _____

Tutor Group _____

Teacher _____

Given out: Monday 23 September Hand in: Monday 30 September

Parent/Carer Comment

Staff Comment

Target

Izzy Wheels and Barbie Collaboration



Illustrators Malika Favre, Hattie Stewart and Annu Kilpeläinen and inclusive fashion label Art School have created a new range of wheelchair covers for a collaboration between Barbie and Izzy Wheels. The new designs are available to fit adults' and kids' wheelchairs, and have also been produced at Barbie doll size.

Launched by sisters Ailbhe and Izzy Keane, Izzy Wheels is a brand of wheel covers that aims to allow users to show their individuality through their chair. It was originally conceived as a college project when Ailbhe Keane spotted that the first thing many people noticed about her sister Izzy, who was born with Spina Bifida, was her chair – something not representative of her personality.

Hattie Stewart was inspired by bold patterns, retro type and Barbie characters, as well as Stewart's trademark hearts. "I was drawn to the iconic Barbie graphics from the 60s, 70s and 80s, and incorporated diverse Barbie doll characters to show all the different facets of 'girl power,' says Hattie.

Earlier this year Barbie added two dolls with disabilities to its Fashionistas line, including one with a prosthetic limb and another that uses a wheelchair.

Izzy Wheels and Barbie Collaboration

Answer questions in full sentences please

How could you describe the design of the wheelchair covers? (Think about colour/ pattern/ line)

.....
.....
.....
.....
.....
.....

Describe how you think a person would feel using one of the new stylish wheelchair covers...

.....
.....
.....
.....
.....
.....

Why is it important that Barbie represents a broader view of society? (Think about diversity/different body types/ ethnicities)

.....
.....
.....
.....
.....
.....
.....

TASK 2

Typography Design

Graphic designers often design their own typography to communicate a message to their audience in an interesting way.

Task:

Try to design your own typography to represent 3 or more of the words in the box below. You should spend between 5 and 10 minutes on each!

Here are some examples...

Shattered

Tunnel

drip

panda

grill

Ghost

Rain

Cheese

Pour

Liquid

Cat

Torn

Backwards

Confused

Eat

Cycle

Teeth

Spooky

Happy

Angle

Magic

Kiss

Book


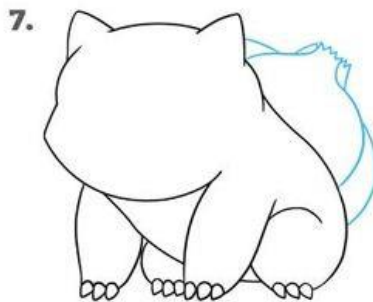


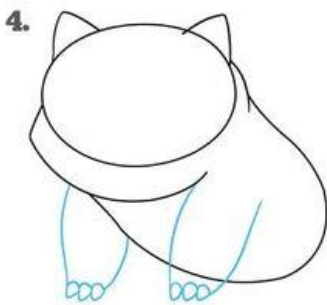

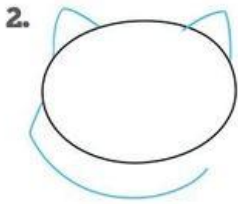
TASK 3

Design typography that spells your name but that represents your interests...

Here are some examples...



How to draw Bulbasaur...



- Follow the step by step instructions to draw an accurate study of the Pokémon Bulbasaur on the opposite page.
- Draw the shapes out **lightly** first with a sharp pencil. Then begin to layer tonal shading to create a 3D effect.

Your drawing of Bulbasaur in the space below. Try to fill the page!

