




Year 7 Colour, Painting & Tinga Tinga



Name: _____

Tutor Group: _____

Class: _____

Date set: Monday 30 September Due: Monday 7 October

Parent/Carer Comment

Staff Comment

Target



Colour Theory

What are the 3 Primary colours?

Can you describe what a Primary colour is?

Can you describe what a Secondary colour is?

Can you name the 3 Secondary colours?

Can you describe what a Tertiary colour is?

Can you name the 6 Tertiary colours?



Design an ACROSTIC for the word COLOUR
(It must be in full sentences)

C

O

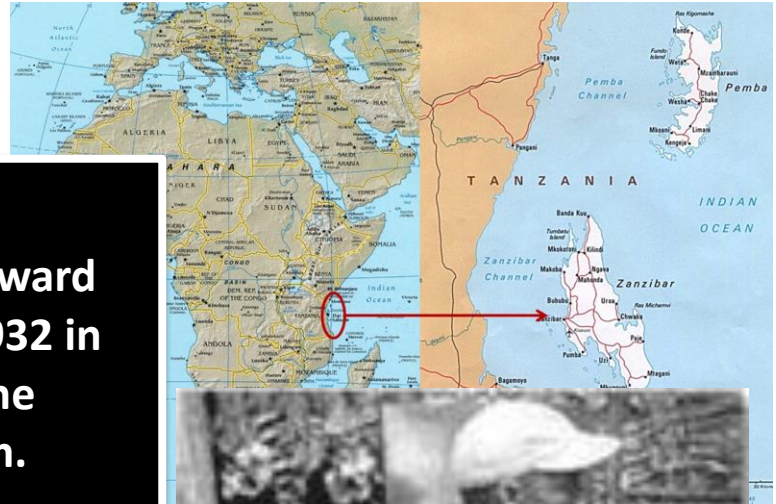
L

O

U

R

Tinga tinga Art



TINGA TINGA paintings

Once there was a man called Edward S. Tingatinga. He was born in 1932 in Southern Tanzania and during the 1960s he established an art form. His paintings were made using recycled, low-cost materials such as old hardboard and bicycle paint. His inspiration was the wildlife and landscapes that he saw around him. He would sell his art to tourists and eventually set up his own studio where he would teach others. Today, "Tingatinga" is the Tanzanian term for this form of art and has strongly influenced artwork all across East Africa.



What can you see in this art work?

.....

What sort of materials did Edward Tingatinga use?

.....

Where did Edward Tingatinga get inspiration for his art from?

.....

Describe the use of colour in this piece.

.....



.....

Artist Study – Edward Tingatinga

Look carefully and closely at this artwork by the famous African artist Edward Tingatinga.

Draw the shapes out **lightly** first with a sharp pencil. Then add colour with colouring pencils (Top tip – layer your colours to create vibrancy).

Choose a **smaller section** of the drawing to concentrate on if you want to.



ANIMAL FACT FILE - Create a fact file about an unusual African animal you think no one else will know.

Name:

Picture/ Pictures

Description

Habitat

Other interesting facts...

Draw a picture of your favourite African animal...

(make sure you use a sharp pencil and colouring pencil)